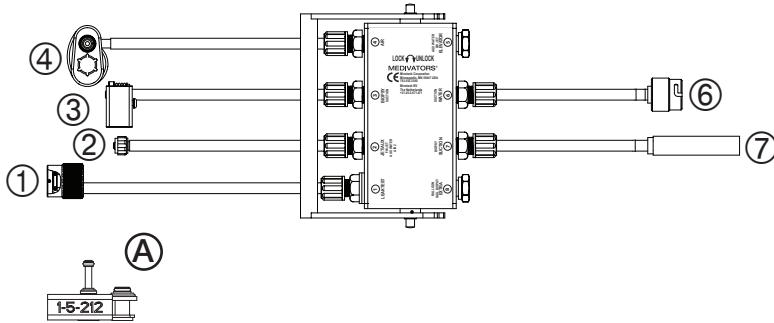
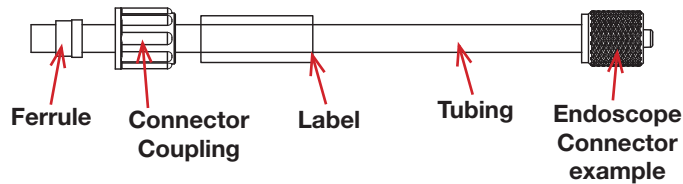


ADVANTAGE HOOKUP and CHANNEL SEPARATOR (Figure 1)



Each Advantage Hookup is comprised of multiple ports and connector assemblies. Each port is labeled with a Port ID number (circled). This same number also identifies the corresponding Connector Assembly. Each Connector Assembly is fitted with a specific endoscope connector. (see Fig. 2).

EXAMPLE CONNECTOR ASSEMBLY (Figure 2)

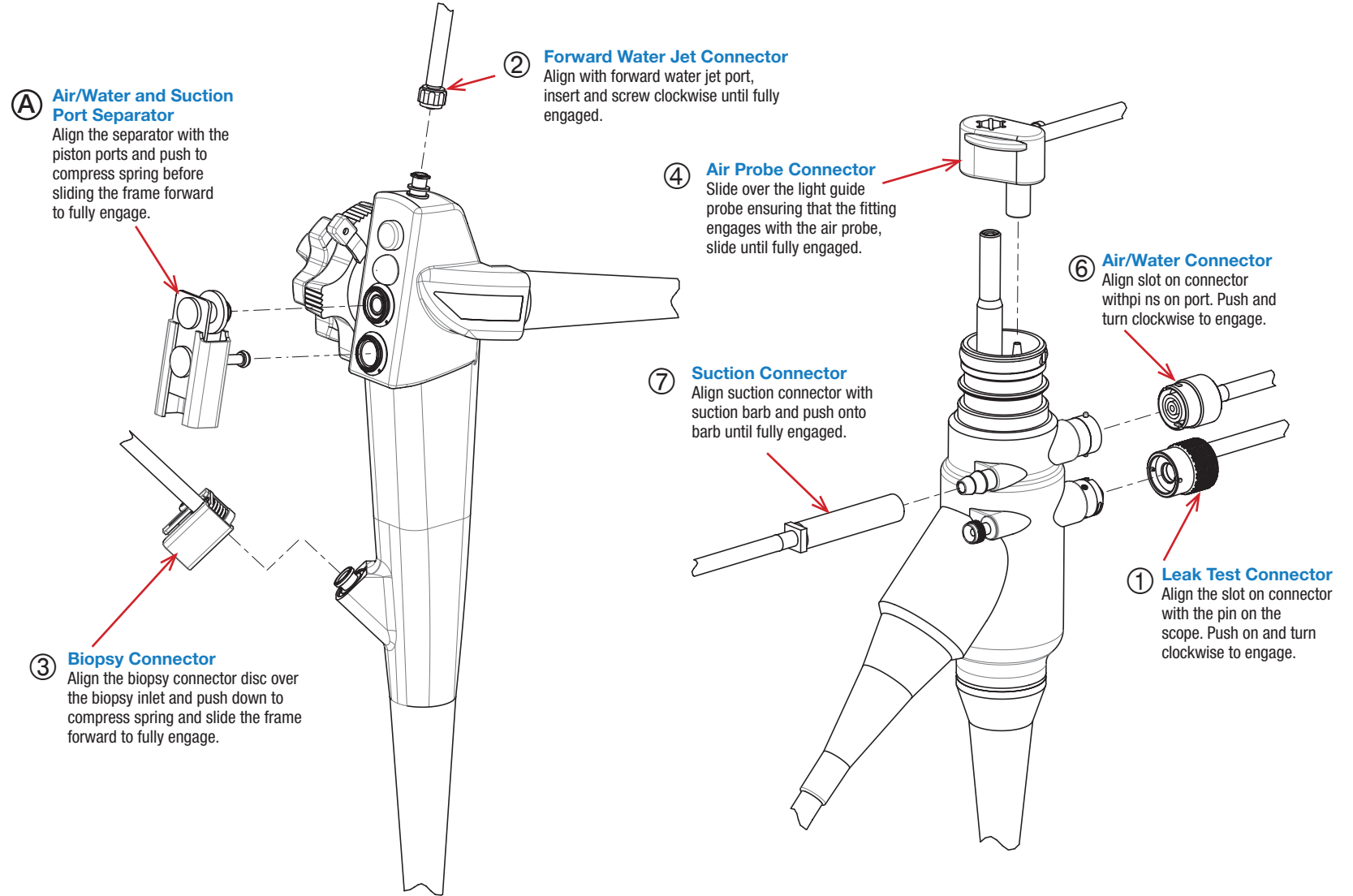


CONNECTOR ASSEMBLY IDENTIFICATION CHART

Port ID	Port Name	Connector Assembly Description	Order Number
①	LEAK TEST	Leak Test Connector Assembly	H28522-1
②	JET/AUX	Forward Water Jet Connector Assembly	H28522-2
③	BIOPSY	Biopsy Connector Assembly	H28522-3
④	AIR	Air Connector Assembly	H28522-4
⑥	WATER	Air/Water Connector Assembly	H28522-6
⑦	SUCTION	Suction Connector Assembly	H28522-7
Ⓐ	NA	Air/Water & Suction Port Separator	1-5-212

If a Connector Assembly needs replacement, locate the port number/name and use the corresponding order number found in the Connector Assembly Identification Chart. Connector Assemblies are specific to individual hookups. Check each Hookup Connection Guide for relevant information.

Locate the endoscope port* and follow the instructions for attaching the corresponding Endoscope Connector. All connectors must be attached.

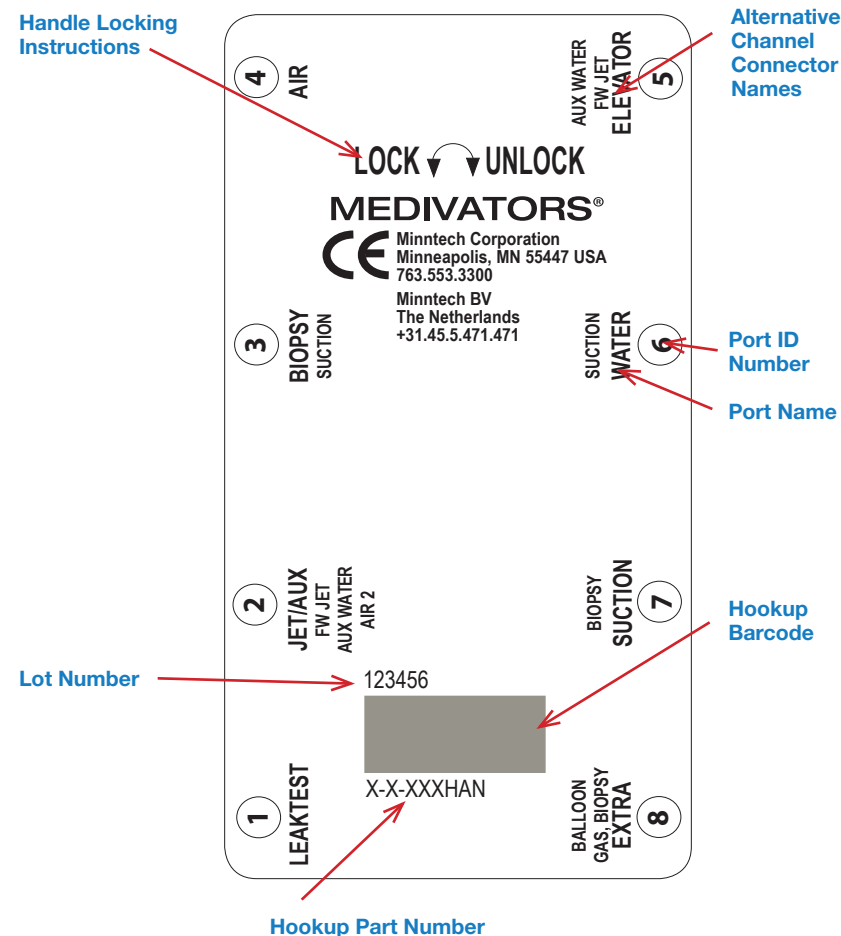


* Representative endoscope for illustrative purposes only. For exact port locations, refer to endoscope manufacturer's instruction guide.

If you have any questions regarding this hookup, in the U.S., please contact Medivators Technical Support at 1-800-444-4729. Outside the U.S., please contact your local Minntech Distributor.

HOOKUP CONNECTOR BLOCK LABEL

The Hookup Connector Block Label contains useful information for quick reference.



Handle Locking Instructions - insert block onto basin channel manifold and move handle to the left to lock. Move to the right to unlock.

Lot Number - identifies date of manufacture.

Hookup Part Number - identifies hookup.

Hookup Barcode - barcode of part number.

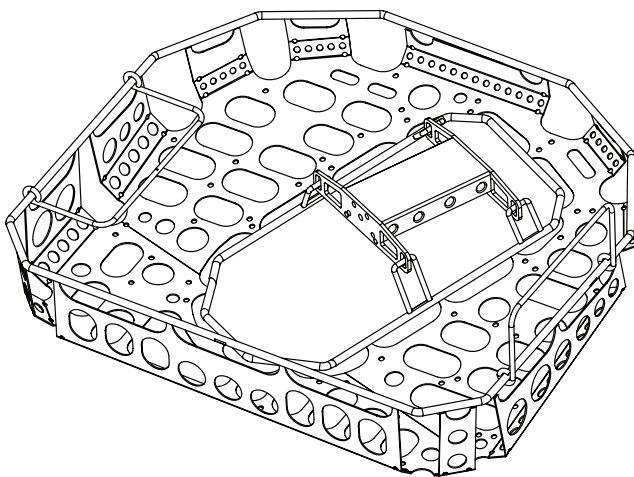
Port Name - identifier of port location in ADVANTAGE system. Error logs identify issues using these names. Also identifier of Connector Assembly replacements for older model hookups.

Port ID Number - identifier for Connector Assembly replacements. Not found on older model hookups.

Alternative Channel Connector Names - connector names vary depending on specific endoscope channel configuration.

CASSETTE-STYLE HOOKUPS (not available in US)

An ADVANTAGE Hookup Cassette combines an endoscope tray with the hookup connector block. Specific endoscope connections for this hookup are identical to non-cassette versions. Cassette-style hookup part numbers are designated with a CAS suffix. ADVANTAGE Hookup Cassettes are available outside the United States only. Connector Assemblies are listed in the Connector Assembly Identification Chart.



DESIGNATED HOOKUP FOR THE FOLLOWING ENDOSCOPES*:

Fujinon®	EC-250HL5	Fujinon®	EC-590WM
Fujinon®	EC-250LS5	Fujinon®	EC-590WM2
Fujinon®	EC-250WI5	Fujinon®	EC-590ZWM
Fujinon®	EC-250WL5	Fujinon®	EC-590ZWL
Fujinon®	EC-250WM5	Fujinon®	EG-250CT5
Fujinon®	EC-450HL5	Fujinon®	EG-410CT
Fujinon®	EC-450LS5	Fujinon®	EG-450CT5
Fujinon®	EC-450WI5	Fujinon®	ES-250WE5
Fujinon®	EC-450WL	Fujinon®	ES-450WE5
Fujinon®	EC-450WL5	Fujinon®	ES-530WE
Fujinon®	EC-450WM5		
Fujinon®	EC-530MP		
Fujinon®	EC-530WI		
Fujinon®	EC-530WL		
Fujinon®	EC-530WM		
Fujinon®	EC-590WI		
Fujinon®	EC-590WL		

* This list of corresponding endoscope models is subject to change without notice. For a full list, please go to:

www.minntech.com/medivators/hookuplookup

Manufactured in the USA by:



MINNTECH®
A Cantel Medical Company

Minntech Corporation
14605 28th Avenue North
Minneapolis MN 55447 USA
Phone: 763.553.3300
Toll Free: 800.328.3340
Fax: 763.553.3387
Web: www.minntech.com

Minntech BV
Sourethweg 11
6422PC Heerlen
The Netherlands
Phone: +31 45 5 471 471
Fax: +31 45 5 429 695
email: info@minntechbv.com



Minntech Asia / Pacific Pte Ltd
1A International Business Park
#05-01 Singapore 609933
Phone: +65 6227 9698
Fax: +65 6225 6848

Minntech Beijing Representative Office
Room 708, 7th Floor Kaiheng Center,
No. 2 Chaoyangmennei Street
Dongcheng District, Beijing China, 100010
Phone: +8610 6567 8446
Fax: +8610 6567 8445



WARNINGS & CAUTIONS

This hookup is intended for connection only with the specific endoscope models identified in the appropriate Medivators online hookup guide. Use of this hookup with endoscopes other than those specified by the hookup application guide may result in inadequate HLD.

Users operating Medivators AERs and hookups must be trained and competent in the understanding of endoscope channel systems.

Prior to reprocessing, users must verify that the hookup used contains connections for all appropriate channels that require a separate reprocessing connection according to the hookup instructions.

All connectors and adapters must remain firmly attached and unrestricted for the entire disinfection cycle to ensure adequate HLD. Users must inspect the endoscope and hookup combination to verify proper connection and flow.

Modifications or repairs to hookups which do not correspond to the manufacturer's specifications may result in inadequate HLD and/or damage to endoscopes.

Failure to properly clean and prepare endoscope for immersion prior to hookup connection may result in inadequate HLD and/or damage to the endoscope.

Endoscopes must be inspected for damage and verified to be in proper working order prior to hookup connection. Connection of hookups to damaged endoscopes or endoscopes with obstructed/restricted channels could result in inadequate HLD.

Manual leak testing must be carried out in accordance with manufacturer's recommendations prior to reprocessing.

Install all necessary waterproof caps, plugs and cleaning adapters prior to immersion.

Do NOT autoclave Medivators hookups.

Minntech makes no claim on high-level disinfection efficacy when these reprocessing instructions are not followed, or when this hookup kit is applied to endoscopes other than those specified in the online interactive hookup guide.

Avoid biological contamination. Always wear personal protective equipment when handling endoscopes.