

Quick Reference Guide

MEDIVATORS® RAPICIDE® Test Strips

MEDIVATORS RAPICIDE Glutaraldehyde test strips provide a fast reaction time and user-friendly color comparison chart.

The indicator test strips are used for testing RAPICIDE® High-Level Disinfectant and Sterilant (order number #ML02-0059) and replace the previously recommended COMPLY® COLD STERIOLOG® test strips.


TEST STRIP FEATURES

- Fast 75 second reaction time
- Definitive pass/fail color identification comparison chart
- 1.5% minimum recommended concentration (MRC) level
- Direct replacement to COMPLY test strips
- Shelf life is one year unopened and 90 days once opened



PACKAGING

- Supplied 60 test strips per bottle, 2 bottles per package
- MEDIVATORS order number #ML02-0120



TEST STRIP COLOR (UNTESTED)

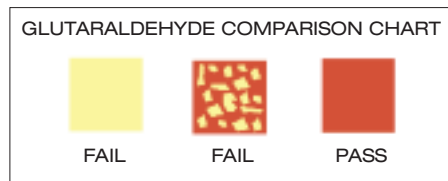
CUSTOMER SUPPORT

For questions or to place an order, please contact your MEDIVATORS Customer Support at 1-800-444-4729.

DIRECTIONS FOR USE

Read the entire RAPICIDE Glutaraldehyde Test Strips package instructions for use for important product information and proper usage instructions. Refer to the endoscope reprocessor's user manual for instructions on how to take a sample of the disinfectant use solution. It is recommended that the RAPICIDE HLD solution be tested before each endoscope reprocessing cycle to verify disinfectant is above the 1.5% MRC.

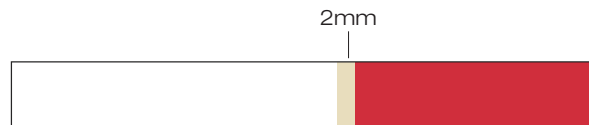
- Open the RAPICIDE Test Strips bottle and remove test strip. Close the bottle.
- Dip the test strip indicator pad into the RAPICIDE solution for exactly three (3) seconds and immediately remove. Do not stir test strip in solution.
- Remove excess solution by touching the short edge of the test strip to a paper towel. Do not shake or blot the strip. Lay strip on a flat, non-porous, non-absorbent surface.
- Wait exactly seventy-five (75) seconds and then compare the test strip color with the color chart located on the side of the test strip bottle to determine glutaraldehyde concentration level.
- Shelf life is one year unopened and 90 days once opened.



INTERPRETATION OF RESULTS

The entire indicator test strip pad, except for the top 2 mm, must be completely red to PASS, indicating the concentration of the RAPICIDE Glutaraldehyde is above the MRC of 1.5%.

If any yellow is visible on the indicator pad except for the top 2 mm, the test is a FAIL, indicating the concentration of the RAPICIDE Glutaraldehyde is below the MRC of 1.5% and should be discarded.



TEST STRIP COLOR (PASS)

MEDIVATORS® and RAPICIDE® are registered trademarks of Medivators Inc. COMPLY® and COLD STERIOLOG® are registered trademarks of 3M Company