



**1 Introduction**  
The following document outlines the space requirements, water supply specifications, drain specifications, and electrical specifications for the installation of the Medivators CER model endoscope reprocessors. The CER-1 is capable of reprocessing a single video endoscope, while the CER-2 has dual video endoscope reprocessing capability. This document should be used as a guideline for installation requirements.

## 2 Space Requirements

### ***Chassis Dimensions***

Height = 14 inches (31 inches with the Lid Open)  
Width = 22 inches  
Depth = 20 inches

### ***Cart Dimensions***

Height = 33.5 inches  
Width = 21.5 inches  
Depth = 24.5 inches

### ***Weight***

Approximate weight of the CER-1 is 66 pounds  
Approximate weight of the CER-2 is 70 pounds

### ***Counter Top Installation***

To install the endoscope reprocessor on a counter top, the counter top must be a minimum of 24-inches deep (from front to back) and at a comfortable working height. Ensure that there is adequate clearance between the open lid and any wall cabinets. It is necessary to cut two 2-inch holes in the counter top to allow passage of the drain pipe and chemical reservoir tubing from under the counter. Two additional holes are also necessary if the water inlet and electricity are under the counter.

### ***Cart Mounted Installation***

The endoscope reprocessor can be mounted on the cart which is designed to provide easy access to the chemical reservoir and water filtration system.

# 3

## Water Supply Specifications

### ***Inlet Water Flow***

Minimum of 2.5 gallons per minute

### ***Water Pressure***

Minimum of 40 psi

Maximum of 60 psi

### ***Water Temperature***

Cold water supply (not to exceed 110°F)



**Note: Endoscope manufacturers recommend that endoscopes not be exposed to temperatures above 130°F (55°C).**

A shut off valve must be installed before the water pre-filtration system. It is important that the valve be mounted within the operator's reach.

All fittings on the reprocessors and the pre-filter system are 3/4" male GHT.

All tubing necessary to connect the water filtration system to the reprocessor is included with the system. The water filtration system can be installed in-line.

Local plumbing regulations vary regarding the installation of vacuum breakers for the water inlet and backflow protection for the drain.



**Note: Medivators recommends that the user check local regulations regarding anti-siphon valves and vacuum breakers before attempting to install the endoscope reprocessor.**

# 4

## Drain Specifications

A 1.5-inch drainpipe placed at least 1-foot below the drain fitting of the reprocessor with no loops is necessary to ensure complete draining of fluids from the system.

The drain fitting on the reprocessor is a 1.25-inch OD with 3/4-inch ID pipe thread. It is recommended that the reprocessor be installed with the 4-foot flexible drain hose that is supplied with each reprocessor

Consult with local plumbing regulations for information regarding backflow protection for drain.

# 5

## Electrical Specifications

### **Electrical**

110 VAC at 60 Hz, 4.0 amps, 1Ø

220 VAC at 50 Hz, 2.0 amps, 1Ø

### **Fuses**

110 VAC One 6.25 amp slo-blo fuse

220 VAC Two 2.5 amp slo-blo (located in the power module)

### **Power Cord**

Reprocessors are supplied with one 10-foot hospital grade removable power cord

### **Safety Classification**

1, Ordinary protection

The reprocessor is not suitable for use in the presence of a flammable anesthetic mixture with air or oxygen or nitrous oxide.



Note: Medivators recommends surge protectors be used for protection against power spikes and surges.







Note: If the electrical power outlet is adjacent to a water supply, a ground fault interrupter should be used. (Consult local electrical codes to ensure proper compliance.)

# 6

## CER Water Filtration System

**NOTE:** The water supply to the CER-1076 Water Filtration System should be turned off when the equipment is not in use.



-  **Note:** Medivators recommends that the water filtration system be installed in a convenient location within 3 feet of the endoscope reprocessor.
-  **Note:** The water filtration system should be installed in an easily accessible location for disinfection of the system and changing filters. Allow enough room under the system for removal of the filters.
-  **Note:** Do not mount the system near electrical outlets.

### Medivators Website “Resource Center”

Go to: [www.minntech.com/medivators](http://www.minntech.com/medivators), Select “Resource Center” and “User Library” for detailed user guides and hook-up matrices, report forms and logs, and product bulletins

Medivators Customer and Technical Support Toll Free: Phone: 1-800-444-4729 • FAX: 1-866-421-7696